



DELASALLE EDUCATION CENTER

July 13, 2021 AGENDA

Time: 8:30 A.M

Location: Virtual via Zoom Link

<https://us02web.zoom.us/j/87177534813?pwd=SWZ0bU9vTmpWNDRhK0RmUE5CeFlpUT09>

1. Call to Order
2. Determination of Quorum / Agenda Approval
3. Public Comment
4. Consent Agenda
 - a. Minutes from Prior Meetings
5. Finance Committee report
 - a. Update on April financials
 - b. Projections for the remainder of the fiscal year
 - c. Update on fundraising (received ytd)
6. Governance Committee report
 - a. Update on Board calendar
 - b. Update on Board recruitment and other governance issues
7. Executive Director report
 - a. Questions and Answers
8. New Business:
 - a. Proposal for school to pay single coverage health care for staff
 - b. 5 Essential Survey results

Next Meeting: August 9, 2021

MINUTES OF BOARD MEETING

De La Salle Charter School

June 8, 2021

Deidre Anderson
Scott Ferber
Lisa Krigsten
David Oliver
Vicki Stofer

BOARD OF DIRECTORS:

Present	Absent	Administration Present
Deidre Anderson Scott Ferber Lisa Krigsten David Oliver Vicki Stofer	Dana Cutler, Legal Counsel	Sean Stallings Lisa Griffin Anne Nichols

CALL TO ORDER

The Board of Directors at De La Salle Charter School convened for the regular board meeting on April 13, 2021, at 8:31 A.M. virtually. David Oliver, called the meeting to order.

ROLL CALL

The roll was called.
Deidre Anderson
Scott Ferber
Lisa Krigsten
David Oliver
Vicki Stofer

QUORUM PRESENT

David Oliver determined a quorum was present.

PUBLIC COMMENT

The next order of business was the public comment session as provided by Board Policy. There were none.

AGENDA

The May 11, 2021 Board Meeting Agenda was reviewed. Deidre Anderson moved to adopt the agenda. Vicki Stover seconded the motion. The agenda was approved by unanimous consent.

CONSENT AGENDA

The Board reviewed the Consent Agenda which included the minutes of the May 11, 2021 regular board meeting.. Scott Ferber moved to approve the Consent Agenda. Deidre Anderson seconded the motion. The motion passed with unanimous consent.

FINANCIAL REPORT

The Board reviewed the May 11, 2021, Financial Summary Report, prepared and presented by the administration, a copy of which is attached hereto and includes the check registry.

Sean Stalling and Anne Nichols gave a budget presentation.

Highlights from the report is we secured a school bus for 32,000

Future discussion on the need to use funds and a requested power point presentation on how to use funds.

Lisa Krigsten moved to approve the Financial Summary Report and the Check Registry as presented and the Budget report. Deidre Anderson seconded the motion. The motion passed with unanimous consent.

PRESIDENT'S REPORT

None

GOVERNANCE COMMITTEE REPORT

Board member's search in progress will aim for a final selection by July.

Meet with Trisha for Board vote

Request June 28th short board meeting

EXECUTIVE DIRECTOR REPORT

The Executive Director's Report is attached hereto.

Highlights from Executive Report there is current enrollment 178 and there is a 9th grade increase.

NEW/OLD BUSINESS

Request a following up meeting with Mr. Flynn to determine long term compensation goals

CLOSED EXECUTIVE SESSION

None

ADJOURNMENT

Vicki Stofer moved to adjourn the meeting. Deidre Anderson seconded. The motion passed with unanimous consent.

The meeting adjourned at 9:50 A.M.

FUTURE MEETINGS

The next Board Meeting will be held virtually at 8:30 A.M. on July 13 , 2021.

Minutes prepared by Lisa Griffin Operations Manager & Dana Cutler, legal counsel.
Minutes approved by the SVN Board of Directors on July 13, 2021.

LISA KRIGSTEN, Board Secretary



June 2021 Financials

PREPARED JULY 2021 BY

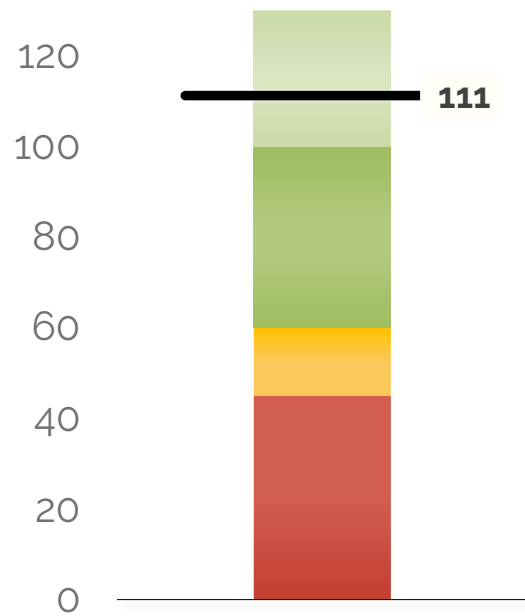


- **Executive Summary**
- **Key Performance Indicators**
- **State Revenue**
- **Forecast Overview**
- **Cash Forecast**
- **Forecast History**
- **Key Forecast Changes This Month**
- **Appendix**

- DeLaSalle ended FY21 year with \$724k in cash, a \$204k gain from last year which is \$170k above budget
- The school purchased a bus in FY21 to expand transportation services
- DLS ended the year in a strong financial position. While instructional spending increased to respond to remote learning needs, additional state and local revenue ensured a positive outcome.

Days of Cash

Cash balance at year-end divided by average daily expenses

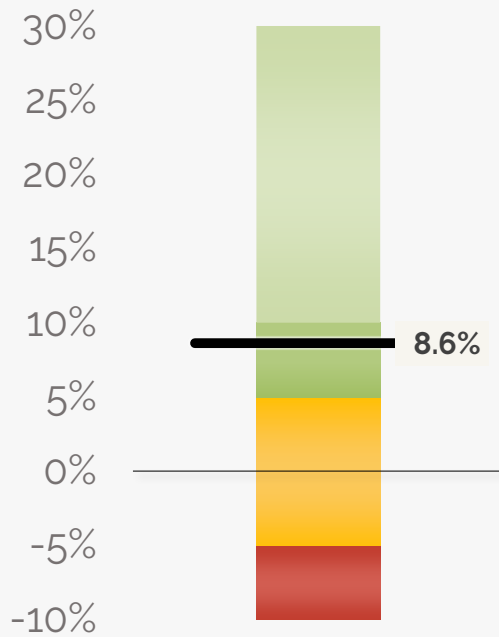


111 DAYS OF CASH AT YEAR'S END

The school will end the year with 111 days of cash. This is above the recommended 60 days

Gross Margin

Revenue less expenses, divided by revenue

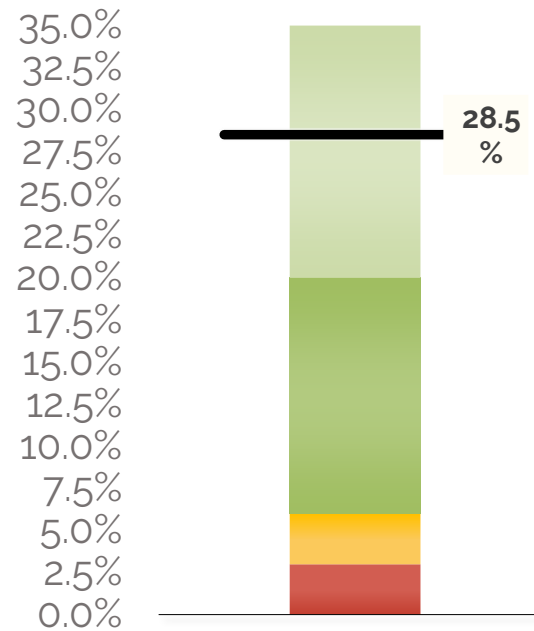


8.6% GROSS MARGIN

The forecasted net income is \$224k, which is \$189k above the budget. It yields a 8.6% gross margin.

Fund Balance %

Forecasted Ending Fund Balance / Total Expenses



28.51% AT YEAR'S END

The school is projected to end the year with a fund balance of \$676,990. Last year's fund balance was \$453,008.






Year End ADA

The school ended the year with 177 students, compared to a budget target of 154.

The estimated regular term ADA provided to DESE was 125, which calculates to 148 WADA.

Actual FY21 End of Year ADA may result in an FY22 prior year.

\$110K More Per-Pupil Funding Than Expected

	FY21 Actual	SY20-21 Budget	Difference	Financial Gain / (Loss)
Enrollment	177	154	4	
Attendance	72%	78%	6%	
Total ADA	126	117	9	 96k
Regular Term 9-12	125	116	9	
Summer	1	1	0	 4k
FRL Count	0	0	0	
FRL Weight	21	20	1	 16k
IEP Count	12	12	1	
IEP Weight	0	0	0	0
LEP Count	1	1	0	
LEP Weight	0	1	-1	 -5k
WADA	148	137	10	
Per WADA Payment	8264	8067	197	
State Aid	\$1.2M	\$1.1M	\$110,494.6	 110k

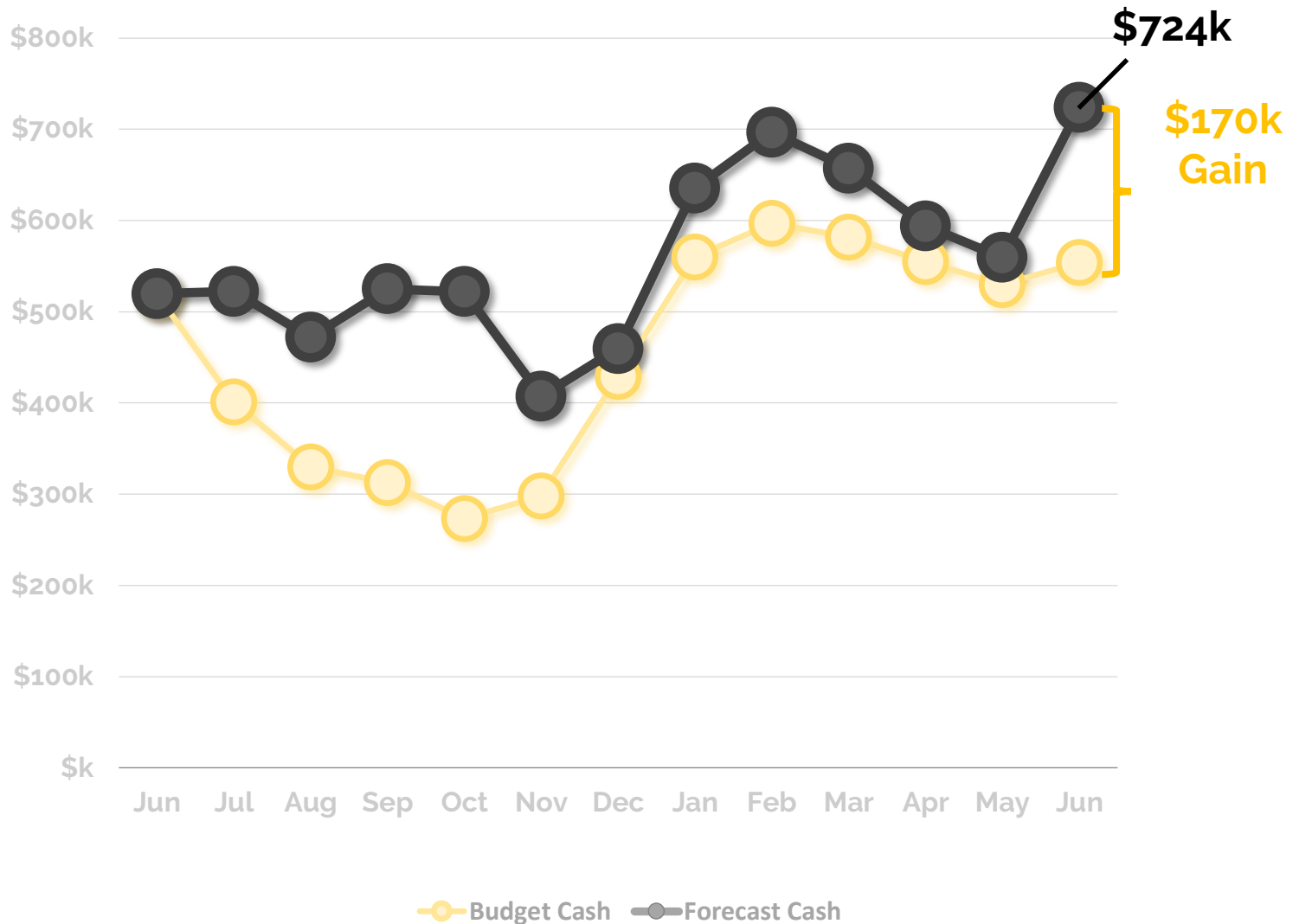
Forecast Overview




	Forecast	Budget	Variance	Variance Graphic	Comments
Revenue	\$2.6m	\$2.3m	\$261k		Improvements in revenue are due to increased ADA and KCPS MOU. Received \$25k in Charter Sponsor Fee payment.
Expenses	\$2.4m	\$2.3m	-\$72k		Additional instructional expenses to respond to remote learning.
Net Income	\$224k	\$35k	\$189k		
Cash Flow Adjustments	-\$20k	0	-\$20k		Cash Flow represents paying off accounts payable in FY21 that were expensed in FY20.
Change in Cash	\$204k	\$35k	\$169k		

111 Days of Cash at year's end

We forecast the school's year ending cash balance as **\$723.69k**, **\$170k** above budget.



Forecast History of June 30, 2021 Cash Balance

Source	Days of Cash at 6/30/21	Change	Description of change
Budget	87		From SY20-21Budget
Jul	87	0	FY19 cash higher than forecast
Aug	104	18	Forecast budgeted ADA 137, reduced benefit expense due to staff waiving cover...
Sep	92	-12	Decreased WADA to 129 and increased expenses for remote learning
Oct	105	13	Increased Revenue for CARES funding, KCPS MOU and 133 WADA
Nov	94	-11	Increased expenses to cover grant related expenses.
Dec	93	-2	Increase in staffing to fulfill grant initiatives
Jan	99	7	KCPS MOU funding higher than forecast
Feb	109	10	The 6.2% state funding withholding will be revoked, and forecast at 100%
Mar	101	-9	KCPS MOU refund
Apr	112	12	KCPS MOU refund will hit FY22. Expense savings in supplies and facilities.
May	123	11	Increased student ADA based on year end projections
 Jun	110	-14	Purchased School Bus



QUESTIONS?

Please contact your EdOps Finance Specialist:

Anne Nichols

anichols@ed-ops.com

816.985.5144

© EdOps 2017-2020

	Year-To-Date			Annual Forecast			Remaining
	Actual	Budget	Variance	Forecast	Budget	Variance	
Revenue							
Local Revenue	887,722	753,034	134,688	887,722	753,034	134,688	-
State Revenue	1,226,172	1,091,185	134,988	1,226,172	1,091,185	134,988	-
Federal Revenue	485,031	493,614	(8,583)	485,031	493,614	(8,583)	-
Total Revenue	2,598,925	2,337,833	261,092	2,598,925	2,337,833	261,092	①
Expenses							
Salaries	1,147,258	1,129,179	(18,079)	1,147,258	1,129,179	(18,079)	-
Benefits and Taxes	280,491	325,704	45,212	280,491	325,704	45,212	-
Staff-Related Costs	29,683	8,000	(21,683)	29,683	8,000	(21,683)	-
Rent	-	-	-	-	-	-	-
Occupancy Service	253,657	331,250	77,593	253,657	331,250	77,593	-
Student Expense, Direct	295,994	196,620	(99,374)	295,994	196,620	(99,374)	-
Student Expense, Indirect	9,375	54,050	44,675	9,375	54,050	44,675	-
Office & Business Expense	305,377	231,100	(74,277)	305,377	231,100	(74,277)	-
Transportation	53,107	27,100	(26,007)	53,107	27,100	(26,007)	-
Total Ordinary Expenses	2,374,943	2,303,003	(71,940)	2,374,943	2,303,003	(71,940)	-
Net Operating Income	223,982	34,830	189,152	223,982	34,830	189,152	-
Extraordinary Expenses							
Capital Expenditures	-	-	-	-	-	-	-
Total Extraordinary Expenses	-	-	-	-	-	-	-
Total Expenses	2,374,943	2,303,003	(71,940)	2,374,943	2,303,003	(71,940)	②
Net Income	223,982	34,830	189,152	223,982	34,830	189,152	③
Cash Flow Adjustments	(20,100)	-	(20,100)	(20,100)	-	(20,100)	④
Change in Cash	203,882	34,830	169,052	203,882	34,830	169,052	⑤

① REVENUE: \$261K AHEAD

Higher Local revenue due to KCPS MOU and state revenue due to ADA. Federal CARES revenue helped offset decrease in food revenue.

② EXPENSES: \$72K BEHIND

Savings due to school closure (occupancy and student food) offset additional student technology expenses incurred for remote learning.

③ NET INCOME: \$189K ahead

④ CASH ADJ: \$20K BEHIND

Due to year end accrual; final audit will include additional adjustments.

⑤ NET CHANGE IN CASH: \$169K AHEAD

Monthly Financials

Income Statement	Actual												Forecast
	Jul	Aug	Sep	Oct	Nov	Dec	Jan	Feb	Mar	Apr	May	Jun	TOTAL
Revenue													
Local Revenue	70,642	47,223	168,212	22,454	36,792	35,082	126,075	135,236	31,613	12,546	40,176	161,669	887,722
State Revenue	42,469	77,799	69,048	131,411	92,572	83,027	90,661	94,194	135,147	114,027	92,378	203,439	1,226,172
Federal Revenue	0	6,557	0	9,396	4,000	121,494	143,334	29,496	42,892	0	52,322	75,539	485,031
Total Revenue	113,112	131,579	237,261	163,261	133,364	239,603	360,071	258,926	209,652	126,573	184,877	440,647	2,598,925
Expenses													
Salaries	57,548	94,138	92,588	92,588	93,083	96,023	97,938	100,402	102,970	105,325	109,573	105,082	1,147,258
Benefits and Taxes	11,963	21,882	22,009	22,684	23,300	21,797	24,633	24,190	30,552	23,880	26,968	26,633	280,491
Staff-Related Costs	0	418	311	2,548	3,304	1,084	0	1,640	7,478	1,950	0	10,950	29,683
Occupancy Service	12,188	17,395	20,041	19,182	21,787	16,526	21,015	20,920	27,765	20,532	24,216	32,089	253,657
Student Expense, Direct	1,127	31,882	19,592	10,392	70,864	27,382	16,548	14,688	27,316	11,844	25,366	38,994	295,994
Student Expense, Indirect	-313	262	1,390	0	0	0	0	4,053	847	32	1,967	1,137	9,375
Office & Business Expense	14,547	17,222	23,255	15,176	33,120	24,008	24,224	29,552	49,424	23,020	28,590	23,239	305,377
Transportation	0	0	68	1,027	2,371	1,203	241	1,828	2,114	4,260	3,819	36,177	53,107
Total Ordinary Expenses	97,061	183,198	179,253	163,597	247,828	188,022	184,599	197,274	248,467	190,844	220,499	274,301	2,374,943
Total Expenses	97,061	183,198	179,253	163,597	247,828	188,022	184,599	197,274	248,467	190,844	220,499	274,301	2,374,943
Net Income	16,051	-51,619	58,008	-336	-114,464	51,581	175,472	61,652	-38,815	-64,270	-35,622	166,346	223,982
Cash Flow Adjustments	-13,565	1,145	-4,717	-2,863	-35	529	496	-487	-548	940	981	-1,975	-20,100
Change in Cash	2,485	-50,475	53,291	-3,199	-114,499	52,110	175,967	61,165	-39,363	-63,330	-34,642	164,371	203,882

	<i>Previous Year End</i>	<i>Current</i>
	<i>6/30/2020</i>	<i>6/30/2021</i>
Assets		
Current Assets		
Cash	519,812	723,694
Intercompany Transfers	-4,429,596	-4,429,596
Other Current Assets	10,140	10,140
Accounts Receivable	4,003,865	4,003,865
Total Current Assets	104,222	308,104
Noncurrent Assets		
Facilities, Net	426,417	426,417
Operating Fixed Assets, Net	133,853	133,853
Total Noncurrent Assets	560,270	560,270
Total Assets	664,491	868,373
Liabilities and Equity		
Liabilities		
Current Liabilities		
Other Current Liabilities	191,384	191,383
Accounts Payable	20,099	0
Total Current Liabilities	211,483	191,383
Total Long-Term Liabilities	0	0
Total Liabilities	211,483	191,383
Equity		
Unrestricted Net Assets	453,008	453,008
Net Income	0	223,982
Total Equity	453,008	676,990

Check Register by Type

Payee Type: Vendor		Check Type: Automatic Payment				Checking Account ID: 1		
<u>Check Number</u>	<u>Check Date</u>	<u>Cleared</u>	<u>Void</u>	<u>Void Date</u>	<u>Entity ID</u>	<u>Entity Name</u>	<u>Check Amount</u>	
2938	06/15/2021	X			KCMO	KC WATER SERVICES DEPARTMENT	471.38	
2939	06/03/2021	X			BCBS	BLUE CROSS BLUE SHIELD OF KANSAS CITY	9,205.46	
2940	06/16/2021	X			WASTE	WASTE MANAGEMENT	1,290.56	
2941	06/03/2021	X			PRINCIPAL	PRINCIPAL INSURANCE	586.86	
2942	06/03/2021	X			GUIDEONE	GUIDE ONE	4,795.00	
2943	06/24/2021	X			EVERGY	EVERGY	5,374.39	
2944	06/29/2021	X			HENRDOR	DORETHA HENRY	2,600.00	
2945	06/25/2021	X			TOSHIBAFIN	TOSHIBA FINANCIAL SERVICES	1,589.44	
2960	06/07/2021	X			UMB	UMB	7,632.83	
Checking Account ID: 1					Void Total:	0.00	Total without Voids:	33,545.92
Check Type Total:		Automatic Payment			Void Total:	0.00	Total without Voids:	33,545.92

Payee Type: Vendor		Check Type: Check				Checking Account ID: 1		
<u>Check Number</u>	<u>Check Date</u>	<u>Cleared</u>	<u>Void</u>	<u>Void Date</u>	<u>Entity ID</u>	<u>Entity Name</u>	<u>Check Amount</u>	
32714	06/10/2021	X			CHATPRI	PRISCILLA CHATMON	450.00	
32715	06/10/2021	X			FALLSQUVAU	QUVAUNNA FALLS	850.00	
76108227	06/04/2021	X			GREATAMERI	GREAT AMERICA FINANCIAL SVCS CORP	205.77	
76108228	06/04/2021	X			KELLER	KELLER FIRE & SAFETY, INC.	469.66	
76108229	06/04/2021	X			PRINTTEKK	PRINTTEKK	259.00	
76108230	06/04/2021	X			KCCOMMUNI	KANSAS CITY COMMUNITY GARDENS, INC	14.80	
76108231	06/04/2021	X			KENTON	KENTON BROTHERS INC	31.60	
76108506	06/04/2021	X			TYLER	TYLER TECHNOLOGIES, INC	1,136.80	
76123897	06/11/2021	X			MARKBONNER	MARK BONNER	150.00	
76123898	06/11/2021	X			MARKBONNER	MARK BONNER	150.00	
76123899	06/11/2021	X			MODIVISION	MO DIVISION OF FIRE SAFETY	25.00	
76123900	06/11/2021	X			LOVECREED	LOVECREED	230.00	
76123901	06/11/2021	X			PADENDOWDE	PADEN DOWDELL CONSULTING GROUP	6,000.00	
76123902	06/11/2021	X			GHOLSON	GHOLSON CONSULTING GROUP LLC	325.00	
76124260	06/11/2021	X			TIMEW	TIME WARNER CABLE ENTERPRISES LLC	1,149.92	
76124501	06/11/2021	X			BURTIN	BURTIN & ASSOCIATES, INC.	4,000.00	
76124885	06/11/2021	X			FRITROD	RODNEY FRITZ	250.00	
76124886	06/11/2021	X			KINDLING	KINDLING	600.00	
76124887	06/11/2021	X			PAYPOOL	Paypool LLC	755.25	
76124888	06/11/2021	X			BENTERPRIS	BENTERPRISE	2,500.00	
76124889	06/11/2021	X			JAMES	JAMES W. TIPPIN & ASSOCIATES	3,300.00	
76124890	06/11/2021	X			SYMMETRY	SYMMETRY ENERGY SOLUTIONS LLC	3,997.58	
76124891	06/11/2021	X			EBB	ENTREPRENEUR BUSINESS BASICS	4,500.00	
76124892	06/11/2021	X			COMMUNITIE	COMMUNITIES IN SCHOOLS	6,250.00	
76124893	06/11/2021	X			EDOPS	EDOPS	7,500.00	
76124894	06/11/2021	X			ELITEPROT	ELITE PROTECTION SERVICES LLC	2,025.00	
76124895	06/11/2021	X			BORISJUDIT	JUDITH BORIS	3,540.00	
76153924	06/16/2021	X			STAPLES	STAPLES ADVANTAGE	684.95	
76201402	06/18/2021	X			GHOLSON	GHOLSON CONSULTING GROUP LLC	440.00	
76201403	06/18/2021	X			PAYNNIK	NIKIEA PAYNE	150.00	
76201404	06/18/2021	X			PROTECTONE	PROTECTION 1	740.69	
76201405	06/18/2021	X			REEVESWIDE	REEVES WIDEMAN MIDTOWN - CC	235.00	
76202021	06/18/2021	X			K12	K12 ITC, INC.	3,980.75	
76202369	06/18/2021	X			EVERGY	EVERGY	366.66	
76202370	06/18/2021	X			EBB	ENTREPRENEUR BUSINESS BASICS	1,800.00	
76202371	06/18/2021	X			MADDCHR	CHRISTOPHER MADDEN	2,000.00	
76202372	06/18/2021	X			BORISJUDIT	JUDITH BORIS	590.00	
76219679	06/23/2021	X			MASTERS	MASTERS TRANSPORTATION	33,500.00	
76232475	06/29/2021	X			VERIZON	VERIZON WIRELESS SERVICES LLC	2,600.67	
76232476	06/29/2021	X			UNIVMOKC	UNIVERSITY OF MISSOURI - KANSAS CITY	600.00	
76232478	06/29/2021	X			VERIZON	VERIZON WIRELESS SERVICES LLC	3,272.52	
76232479	06/29/2021	X			FEDEX	FEDEX	33.23	
76232672	06/29/2021	X			DILLCAR	Carolyn Dillon	52.37	
76232673	06/29/2021	X			BORISJUDIT	JUDITH BORIS	765.00	
76232674	06/29/2021	X			ELITEPROT	ELITE PROTECTION SERVICES LLC	1,770.00	

Check Register by Type

Payee Type: Vendor		Check Type: Check			Checking Account ID: 1		
<u>Check Number</u>	<u>Check Date</u>	<u>Cleared</u>	<u>Void</u>	<u>Void Date</u>	<u>Entity ID</u>	<u>Entity Name</u>	<u>Check Amount</u>
76232675	06/29/2021	X			SYMMETRY	SYMMETRY ENERGY SOLUTIONS LLC	4,676.90
76233209	06/29/2021	X			UCHICAGO	U CHICAGO IMPACT LLC	5,850.00
76233210	06/29/2021	X			PRINTTEKK	PRINTTEKK	294.00
76233211	06/29/2021	X			XSLIGHTING	XS LIGHTING	2,715.00
76233212	06/29/2021	X			POWELLROBI	ROBIN POWELL-DEPPE	7.00
76233213	06/29/2021	X			GREATAMERI	GREAT AMERICA FINANCIAL SVCS CORP	205.77
76233214	06/29/2021	X			MARQUEE	MARQUEE EVENT RENTALS	592.28
76233445	06/29/2021	X			TOTALCONCE	TOTAL CONCEPT PEST CONTROL INC	241.25
76233446	06/29/2021	X			JOSTENS	JOSTENS	711.99
Checking Account ID: 1					Void Total:	0.00	Total without Voids: 119,541.41
Check Type Total:			Check	Void Total:	0.00	Total without Voids: 119,541.41	
Payee Type Total:			Vendor	Void Total:	0.00	Total without Voids: 153,087.33	
Grand Total:					Void Total:	0.00	Total without Voids: 153,087.33

Executive Director's Report
June 7, 2021

The following is the Executive Director's report for July, 2021.

<p>Enrollment/ Attendance</p>	<p>The enrollment goal for SY21-22 is 180 students.</p> <p>There are currently 129 enrolled at DeLaSalle Education Center as of July 8, 2021. The breakdown is as follows:</p> <p>9th grade – 23 students (6 – F / 17 – M) 10th grade – 26 students (12 – F / 14 – M) 11th grade - 17 students (8 – F / 9 – M) 12th grade – 14 students (7 – F / 7 – M)</p> <p>FlipSide Program – 23 students (8 – F / 15 – M)</p> <p>We have 6 students that will not return to DeLaSalle this year.</p> <p>There are 30 students that are still re-enrolling for the upcoming school year.</p> <p>New Enrollment for SY21-22</p> <ul style="list-style-type: none">● Pending Offers (16 students)<ul style="list-style-type: none">▪ 9th – 5 students (4 – F / 1 – M)▪ 10th – 6 students (4 – F / 2 – M)▪ 11th – 4 students (1 – F / 3 – M)▪ 12th – 1 student (1 – F) <p>SY 20-21 End of Year Course Completion Rate was 79%. This number was based on the course completion guidelines. The end of year ADA is 136. This is a 11 student increase over the budgeted ADA.</p>
--	--

**Academics/
Market
Value
Attainment**

Academics

Summer School

DLS is running two summer sessions that is focused on credit recovery. The dates are June 21st – July 2nd and July 12th – 23rd. There are a total of 21 students registered for the summer. Students are recovering classes in ELA I, II and III, Alg I, Biology, Art, American Government, and Personal Finance. The recovery is focused on all credits lost during the course of the pandemic.

Professional Development/Academic Focus	<p>Areas of Focus for SY 21-22</p> <ul style="list-style-type: none"> ● Teaching in a Block Schedule ● Academic focus on Literacy Improvement: Reading Across Content and Learning to Write ● Trauma Informed Practices and Culture ● Restorative Justice
Significant Development Awarded for SY 22	<p>As of July 8th the following grants and awards have been secured for SY21-22:</p> <ul style="list-style-type: none"> ● Sherman Family Foundation - \$50,000 ● Health Forward Foundation - \$100,000 ● Baum Family Foundation - \$100,000 (per year – 3 year commitment) ● Combat Grant - \$146,000

- | | |
|--|--|
| | <ul style="list-style-type: none">• Kauffman RWL Grant - \$150,000 |
|--|--|



DeLaSalle Education Center 2021 5Essentials Report

The 5Essentials School Reports for DeLaSalle Center are derived from 20 years of research on improving urban schools. The raw data for these reports are based on a comprehensive core of over than 80 student and 150 teacher questions compiled into 22 measures of school climate and practice and formed into five essentials. As measured by the 5Essentials Surveys, those five essentials are leading indicators of school improvement. The power of 5Essentials comes from their prediction of school success, the intuitiveness of the overall framework components (Instruction, Environment, Leaders, Teachers, and Families), and the reliability of the survey measures.

As detailed in the seminal book, *Organizing Schools for Improvement: Lessons from Chicago*, UEI researchers determined that there are five essential supports for school success. These “5Essentials” detail the perspectives and processes central to the delivery and support of student learning.

The 5Essentials framework as measured by our survey instruments is a leading indicator of school performance now and predictive of the future. Data from over 650 schools (elementary and high schools) have found our survey measures to predict many aspects of student and school success, before and after controlling for school type, demographic composition, test scores, and socio-economic status. Our principal indication of the power of the 5Essentials is that University of Chicago analysis of two natural experiments spanning a total of 15 years each found that they mattered considerably: Schools strong in 3-5 Essentials were 10 times more likely to improve student learning substantially compared to schools weak in 3-5 Essentials. This evidence came from over 400 elementary schools representing the best and worst in Illinois. Following those natural experiments, we have found our survey measures reliably predict school success on a variety of outcomes for both high school and elementary schools, including:

- ITBS improvement
- ISAT value-add
- EXPLORE to ACT gains
- EXPLORE to PLAN gains
- PLAN to ACT gains
- Attendance rates
- College enrollment
- High school graduation
- Freshman grades
- Teacher mobility
- Grades in college-preparatory classes

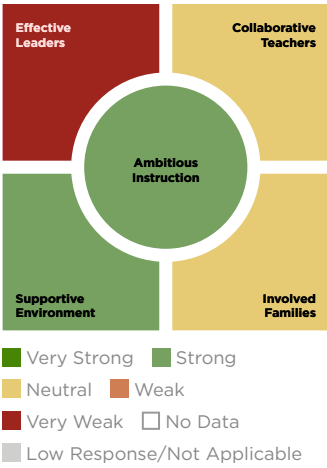
References:

(Bryk, et al. 2010)(Selected by Education Next as one of the best education books of the decade: <http://educationnext.org/the-best-books-of-the-past-decade-according-to-ed-next-readers/>)
 (Bryk, et al. 2010); (Easton, Ponisciak and Luppescu 2008); (Easton, Ponisciak and Luppescu 2008); (Allensworth, Correa and Ponisciak 2008); (Bryk, et al. 2010); (Roderick, Nagaoka, et al. 2008); (Allensworth and Easton 2007); (Allensworth and Easton 2007); (Allensworth, Ponisciak and Mazzeo 2009); (Allensworth, Nomi, et al. 2009); (Montgomery, Allensworth and Correa 2010)

Table of Contents: Essentials Report

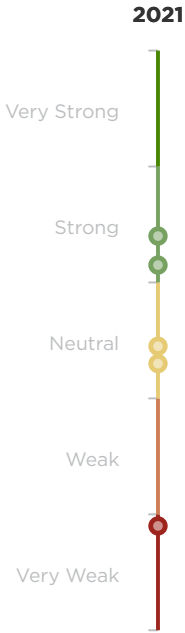
Overall	2
Supportive Environment	3
Ambitious Instruction	4
Involved Families	5
Collaborative Teachers	6
Effective Leaders	7

Overall, DeLaSalle Education Center is **organized** for improvement.



The 5Essentials

How is DeLaSalle Education Center performing on each of the 5Essentials in 2021?



Essentials	Performance Across Years	2021	Performance Level
Supportive Environment		68	Strong
Ambitious Instruction		63	Strong
Involved Families		49	Neutral
Collaborative Teachers		46	Neutral
Effective Leaders		18	Very Weak

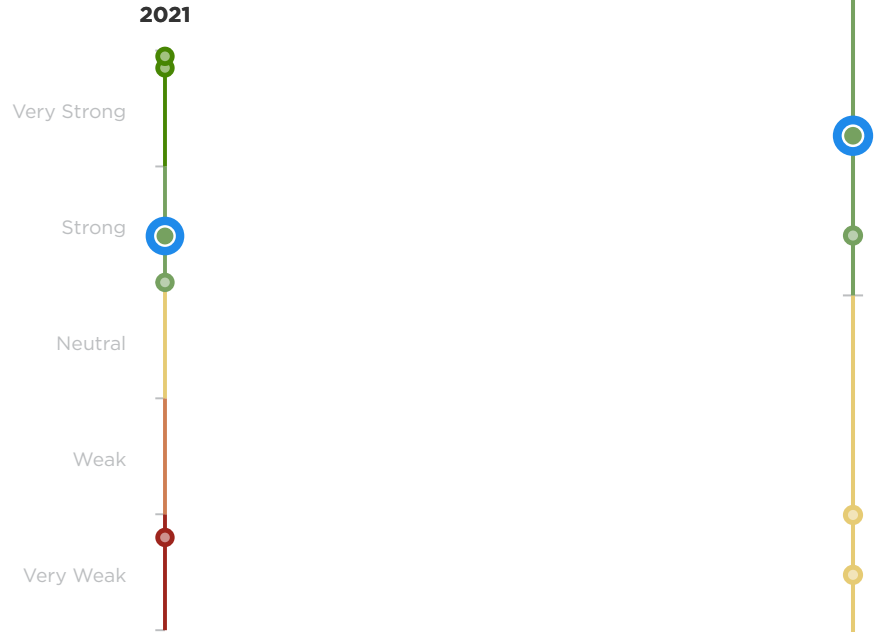
Supportive Environment

How is DeLaSalle Education Center performing on Supportive Environment?

In schools with a Supportive Environment, the school is safe, demanding, and supportive. In such schools:

- students feel safe in and around the school,
- they find teachers trust-worthy and responsive to their academic needs,
- and they are well-supported in planning for college and other post-high school experiences.

Performance on essential and its underlying measures



Measures	Performance Across Years	2021	Respondent
Student-Teacher Trust		99	Student
School-Wide Future Orientation		97	Student
Safety		60	Student
Expectations for Postsecondary Education		16	Teacher

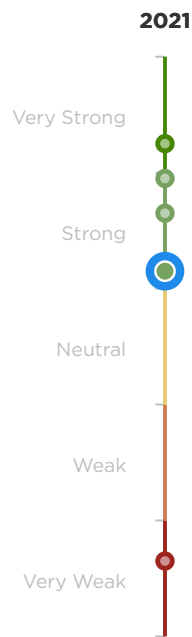
Ambitious Instruction

How is DeLaSalle Education Center performing on Ambitious Instruction?

In schools with Ambitious Instruction, classes are challenging and engaging. The instruction is clear, well-structured, and encourages students to build and apply knowledge. When combined with a supportive environment, Ambitious Instruction has the most direct effect on student learning. It is:

- well-defined with clear expectations for student success,
- interactive and encourages students to build and apply knowledge,
- well-paced (not measured), and
- aligned across grades (not measured).

Performance on essential and its underlying measures



Measures	Performance Across Years	Respondent
English Instruction	85	Student
Academic Press	79	Student
Math Instruction	73	Student
Quality of Student Discussion	13	Teacher


Involved Families

How is DeLaSalle Education Center performing on Involved Families?

In schools with Involved Families, the entire staff builds strong external relationships. Such schools:

- see parents as partners in helping students learn,
- value parents' input and participation in advancing the school's mission, and
- support efforts to strengthen its students' community resources.

Performance on essential and its underlying measures



Measures	Performance Across Years	2021	Respondent
Parent Involvement in School		63	Teacher
Teacher-Parent Trust		51	Teacher
Parent Influence on Decision Making in Schools		34	Teacher

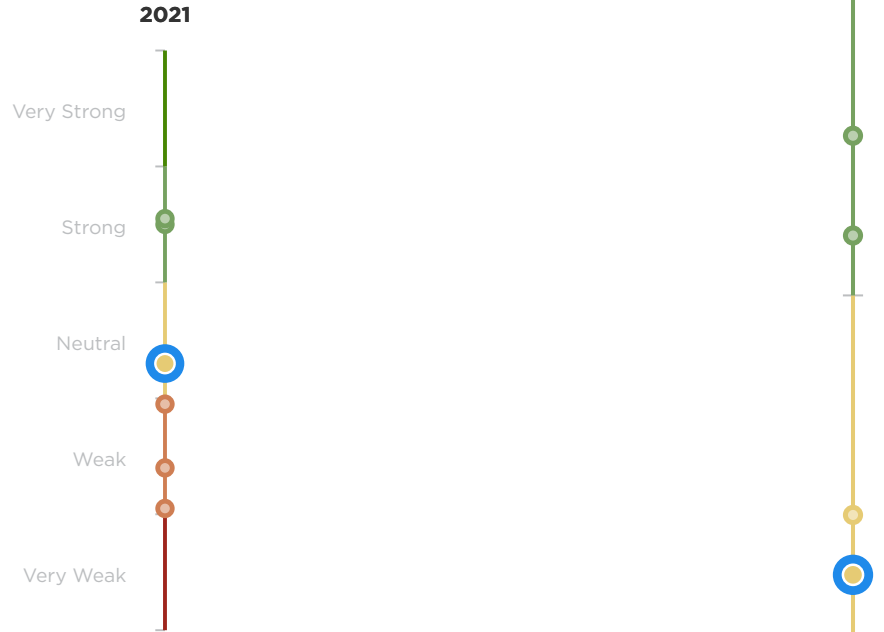
Collaborative Teachers

How is DeLaSalle Education Center performing on Collaborative Teachers?

In schools with strong Collaborative Teachers, all teachers collaborate to promote professional growth. In such schools, teachers are:

- active partners in school improvement,
- committed to the school, and
- focused on professional development.

Performance on essential and its underlying measures



Measures	Performance Across Years	2021	Respondent
Teacher-Teacher Trust		71	Teacher
Collective Responsibility		70	Teacher
Collaborative Practices		39	Teacher
Quality Professional Development		28	Teacher
School Commitment		21	Teacher

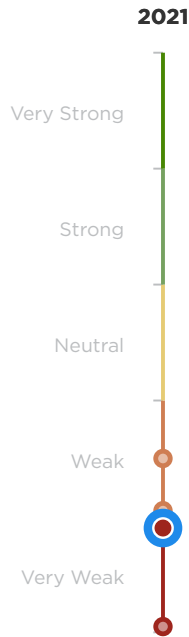
Effective Leaders

How is DeLaSalle Education Center performing on Effective Leaders?

In schools with Effective Leaders, principals and teachers work together to implement a shared vision. In such schools, people, programs, and resources are focused on a vision for sustained improvement. Leaders:

- practice shared leadership,
- set high goals for quality instruction,
- maintain mutually trusting and respectful relationships,
- support professional advancement for faculty and staff, and
- manage resources for sustained program improvement (not measured).

Performance on essential and its underlying measures



Measures	Performance Across Years	Respondent
Teacher Influence	30	Teacher
Instructional Leadership	21	Teacher
Program Coherence	19	Teacher
Teacher-Principal Trust	1	Teacher



Report by Lisa Griffin Development & Operations Manager

Task Name	Due DateTime	
Board Document - Policy - Full Board Policy Upload	6/21/2021 23:59	Past Due
Finance - Quarterly Financial Posting_Q4	7/15/2021 23:59	
Board Document - Board Roster	7/16/2021 23:59	
Annual Information - Discipline Data	7/16/2021 23:59	
Annual Information- Staff and Board Demographics	7/16/2021 23:59	
Board Document - Meeting Approved Minutes	7/23/2021 23:59	
Board Document- Board Member EpiCenter Information Update- Certification	8/2/2021 23:59	
Annual Information - School Contacts Update - Certification	8/2/2021 23:59	
Annual Information - Student/Parent Handbook	8/2/2021 23:59	
Annual Information- Staff Handbook	8/2/2021 23:59	
Finance - Insurance Coverage - Certification	8/2/2021 23:59	
Finance -Signatures on Bank Accounts - Certification	8/2/2021 23:59	
Legal - Posting of Child Abuse Hotline Information - Certification	8/2/2021 23:59	
Legal- Custodian of Records- Certification	8/2/2021 23:59	
Safety - Floor Plan Submitted to Local Police Department - Certification	8/15/2021 23:59	
Finance - ASBR Submission to DESE - Certification	8/16/2021 23:59	
Finance - Selection of Auditor	8/16/2021 23:59	
Personnel - Contact Information in MOSIS - Certification	8/16/2021 23:59	
Personnel - Background Check Completion - Volunteers - Certification	9/1/2021 23:59	
Personnel - Background Check Completion Staff- Certification	9/1/2021 23:59	
Annual Information - Student Roster - Certification	10/1/2021 23:59	
Annual Information- Perpetual Digital Records Storage	1/1/2022 23:59	
Finance - Annual Budgeted Enrollment	7/1/2022 23:59	
Board Document- Board Policies in EpiCenter - Certification	7/1/2022 23:59	